

FAQ for Degree Works Responsive Dashboard - Undergraduate

Q: Why is the look of Degree Works changing?

A: The new look, called “Responsive Dashboard”, provides a device adaptable and mobile friendly student dashboard with a fresh and clean look. The updated dashboard is also ADA compliant for accessibility. Note that each “block” (Degree, Major, Concentration, Minor, QuEST, etc) of the audit is contained within a “card” which can be expanded or minimized.

Q: I’m getting a new screen but no student or audit when I go into the new Dashboard. What is wrong?

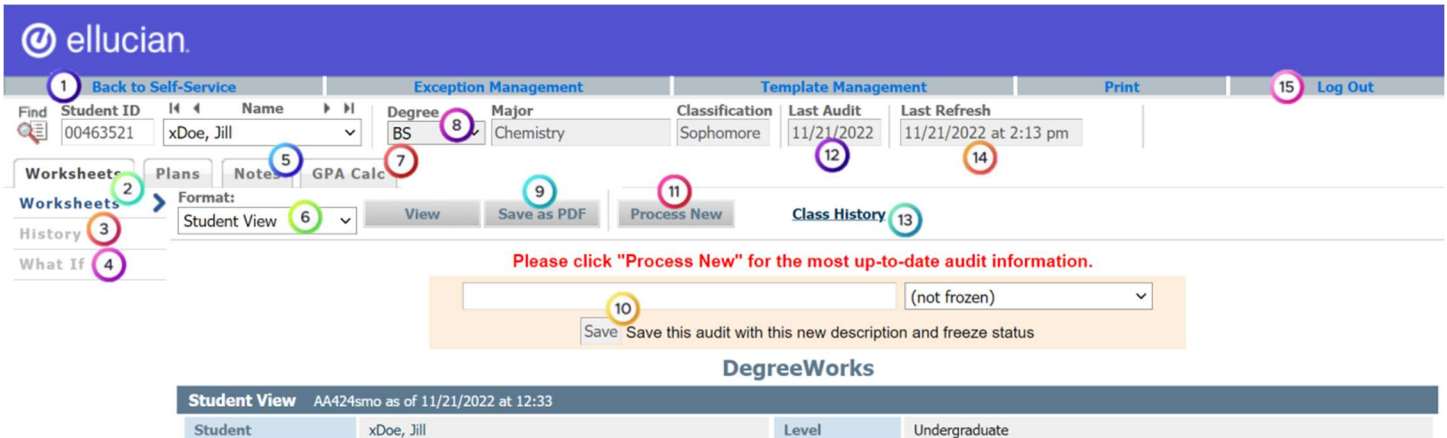
A: This problem is very likely caused by left-over information in your browser’s cache. Please visit <https://blogs.messiah.edu/its/web-browsers> for instructions on how to clear your browser cache and please try again.

Q: Where do I find _____ in the new Responsive Dashboard?

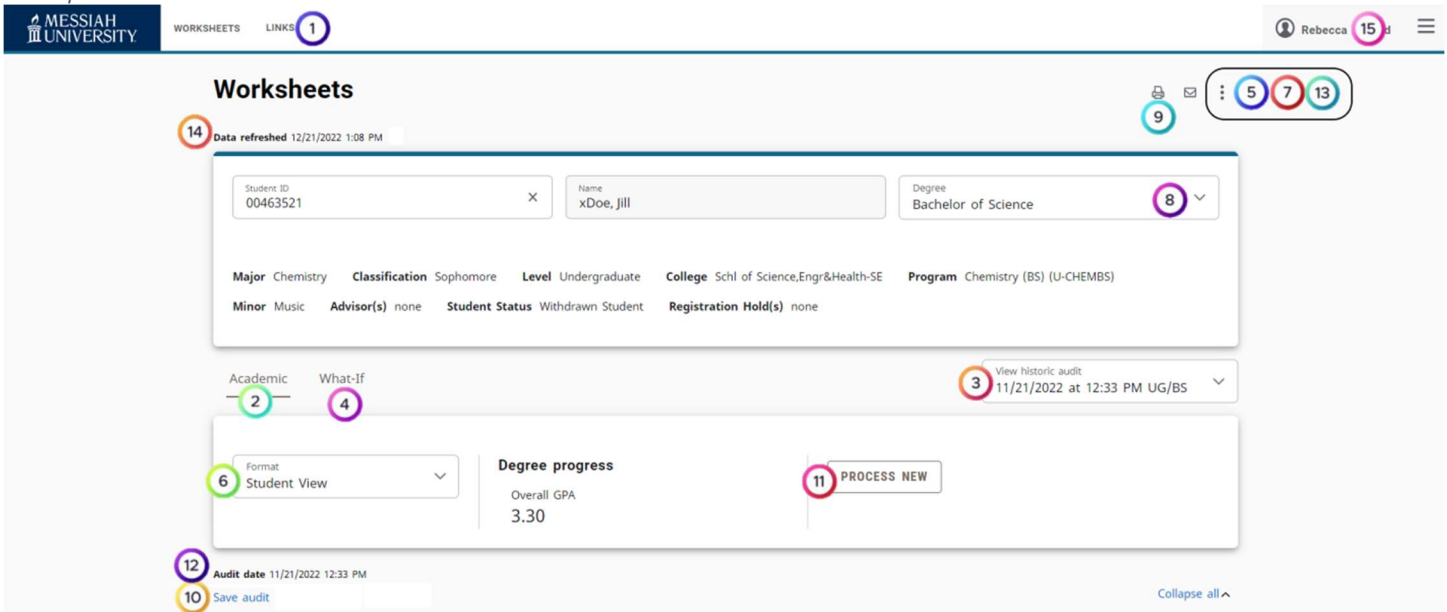
A: The following images use bullets (1- 15) to identify where features of Classic Dashboard can be found in the updated Responsive Dashboard.

1 Back to Self-Service	4 What If	7 GPA Calculator	10 Save/Freeze Audit	13 Class History
2 Worksheets	5 Notes	8 Degree	11 Process New	14 Last Refresh
3 History	6 Format	9 Save as PDF	12 Last Audit	15 Log Out

a - Classic Dashboard




b - Responsive Dashboard



FAQ for Degree Works Responsive Dashboard - Undergraduate


Q: If a student has more than one Degree, how do I switch between the multiple audits?

A: Very much like in Classic, you go to the Degree box  and click on the down-arrow on the right side of the box to see a drop-down list. Click on the degree for which you wish to view the audit. NOTE: If multiple degrees do not exist, no down-arrow will be visible.








Q: Requirements don't have checkboxes anymore. What do the circles mean?

A: Compare the legends from Classic and Responsive dashboards to learn about the circles you see now.

c - Classic Dashboard

Legend		
 Complete	 Complete except for classes in-progress	 Transfer Class
 Not Complete	 Nearly complete - see advisor	 Any course number

d - Responsive Dashboard

Legend	
 Complete	 Not complete
 Complete (with classes in-progress)	 Nearly complete - see advisor
 Prerequisite - see course description	 Any course number
 Repeated class	

Q: Where can I find more information about navigating the Responsive Dashboard?

A: There are a few options:

- Traditional undergraduate students:
 - Video tutorials are available on the Registrar's Office website - https://www.messiah.edu/info/22507/degree_works_audit. These videos are also available to Faculty by visiting the Faculty Development Canvas site.
 - Email specific questions to registrar@messiah.edu
- Adult Degree Program (ADP) students :
 - Video tutorials are available on the Registrar's Office website - https://www.messiah.edu/info/23747/degree_works_audit_adp. These videos are also available to Faculty by visiting the Faculty Development Canvas site.
 - Email specific questions to gradregistrar@messiah.edu